

# Wet Rotor Pumps - Coming Spring 2012



## F-Series

Introducing our NEW wet rotor canned motor water feature pump. We designed multi purpose flexibility right into the pump; they can be used submersed or externally and vertically or horizontally. With NPT threads and SPIG fittings built in, attaching fittings is a breeze. The included prefilter makes these pumps built for flexibility and durability in any decorative water application.

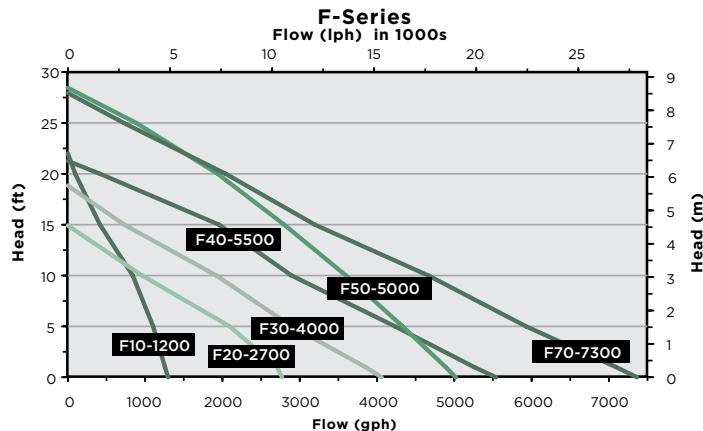
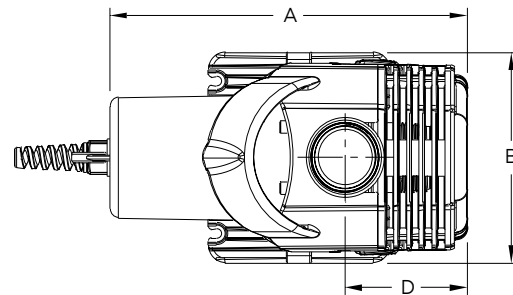
- Constructed without mechanical seal or oil
- Screw attachment to hold screen in place
- Rope/cable loop for deep installation retrieval
- Modular screen ability



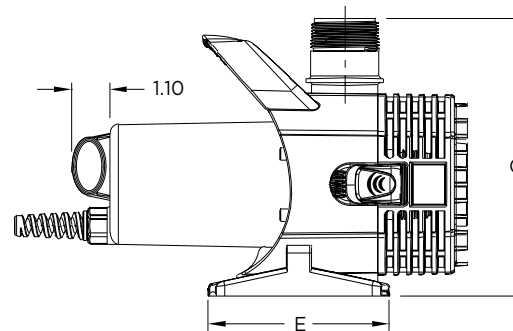
F-SERIES	Item Number	Watts	Cord (ft)	Submerged Use	Inline Use	Discharge & Inlet MNPT & SPIG	Gallons Per Hour (GPH) at height						Shut Off (ft)	
							0'	1'	5'	10'	15'	20'		25'
<b>F10-1200</b>	566724	157	20'	✓	✓	1.5"	1296	1256	1103	840	416	96	-	22'
<b>F20-2700</b>	566725	147	20'	✓	✓	1.5"	2772	2706	2095	961	-	-	-	14.9'
<b>F30-4000</b>	566726	215	20'	✓	✓	2"	4060	3850	2897	1922	729	-	-	18.8'
<b>F40-5500</b>	566727	360	20'	✓	✓	2"	5540	5256	4233	2894	1956	416	-	21.3'
<b>F50-5000</b>	566728	413	20'	✓	✓	2"	5020	4888	4332	3599	2799	1938	885	28.5'
<b>F70-7300</b>	566729	660	40'	✓	✓	2"	7365	7093	5929	4664	3196	2042	723	28'

### DIMENSIONS (INCHES)

	A	B	C	D
<b>F10-1200</b>	9.93	5.71	7.54	3.40
<b>F20-2700</b>	9.93	5.71	7.54	3.40
<b>F30-4000</b>	13.25	6.10	8.00	5.60
<b>F40-5500</b>	13.25	6.10	8.00	5.60
<b>F50-5000</b>	13.25	6.10	8.00	5.60
<b>F70-7300</b>	13.25	6.10	8.00	5.60



\*Pump performance at 120 VAC and no intake screen



**Little GIANT®**

Outdoor Living

HOTLINE 888.956.0000

lg-outdoor.com

